Maße | *Dimensions* | Dimensions

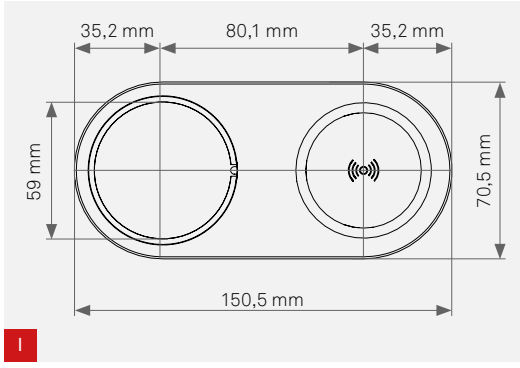

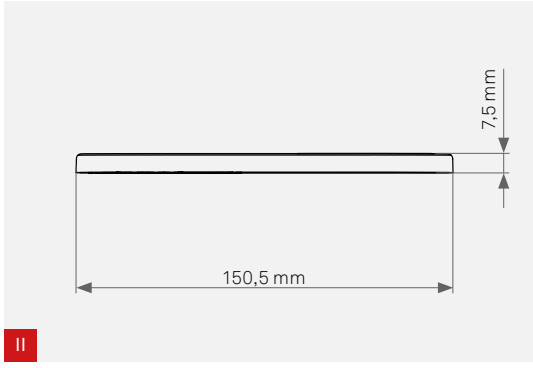

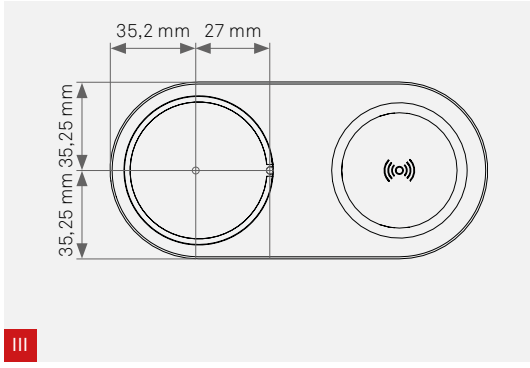

Materialstärke mit One Klemmstück | *Material thickness with One clamp* | Epaisseur du matériau avec One le crampon

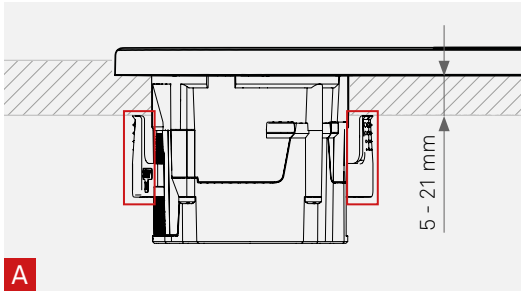

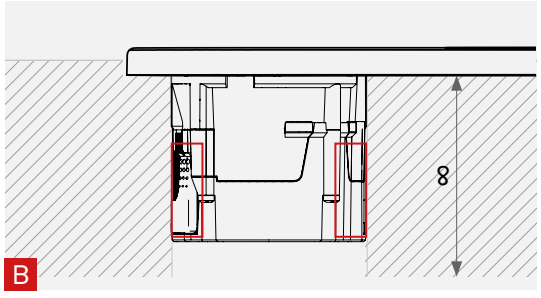

Materialstärke mit kurzem One Klemmstück | *Material thickness with short One clamp* | Epaisseur du matériau avec One le crampon court

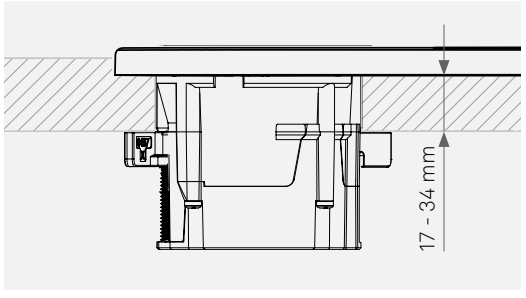

Einbauanleitung | *Installation Instructions* | Guide d'installation

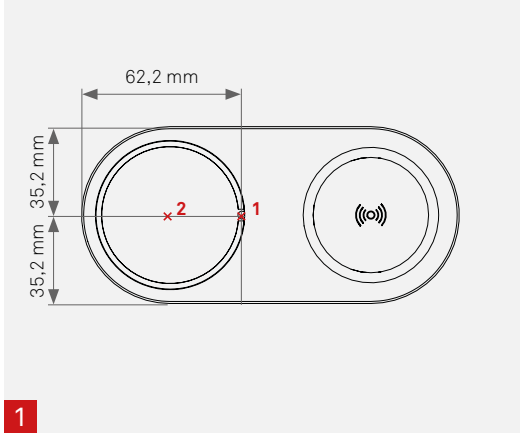

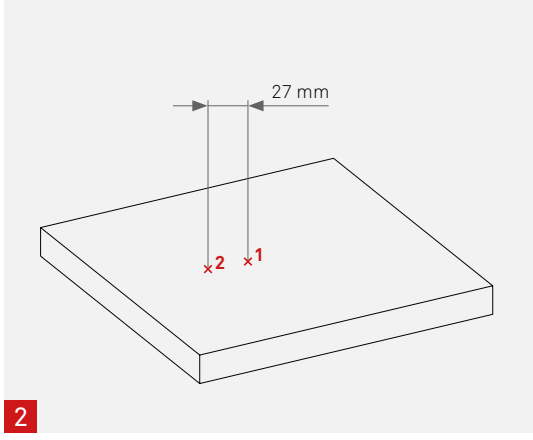

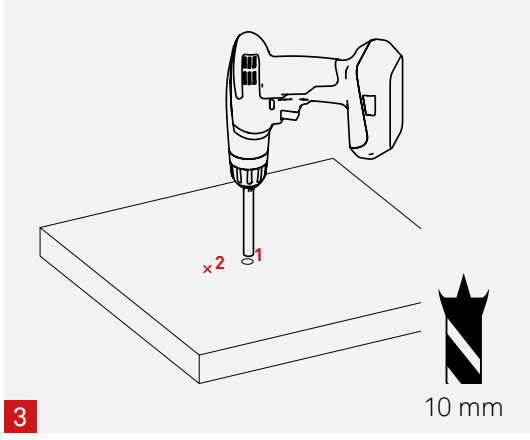

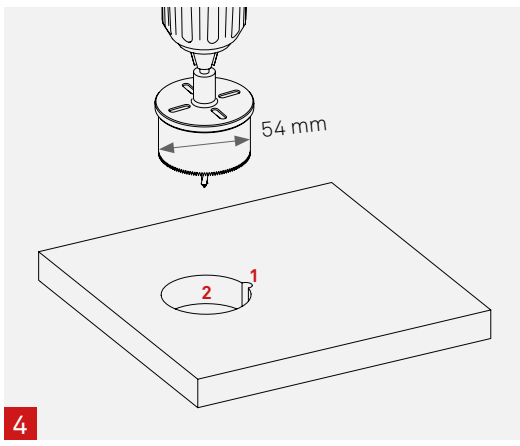

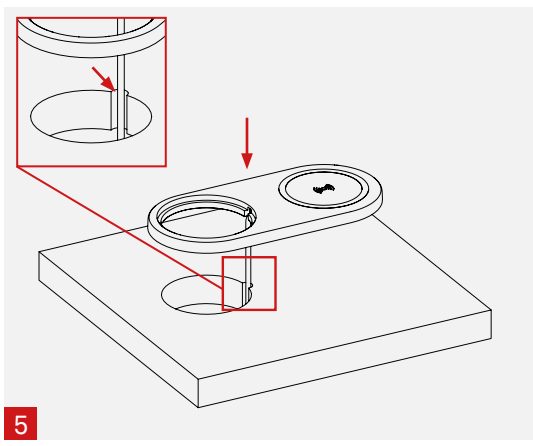

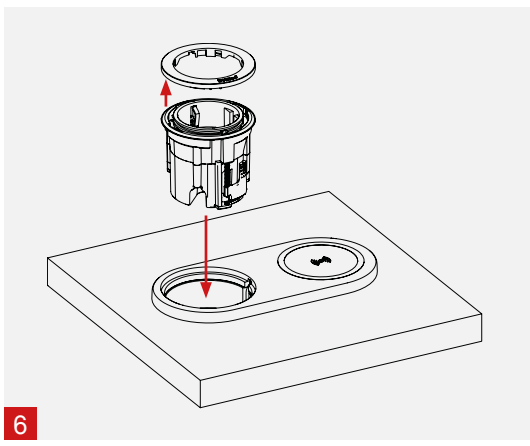

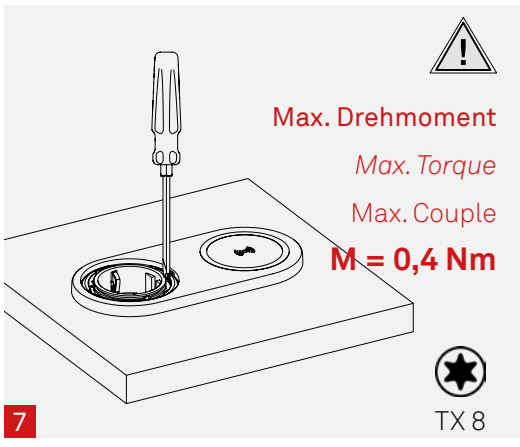

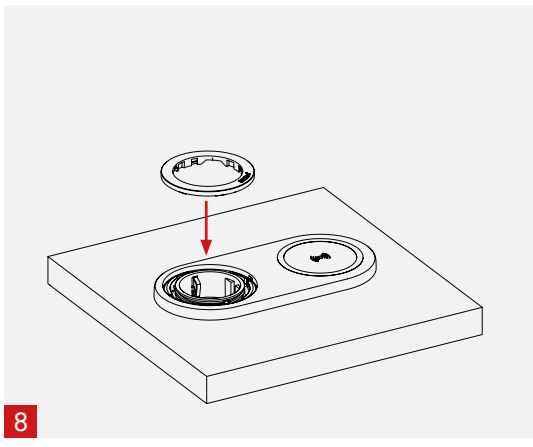

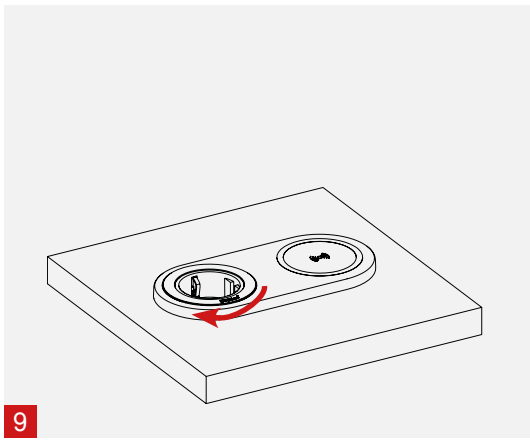

Kabelloses Laden | *Wireless Charging* | Chargement sans fil

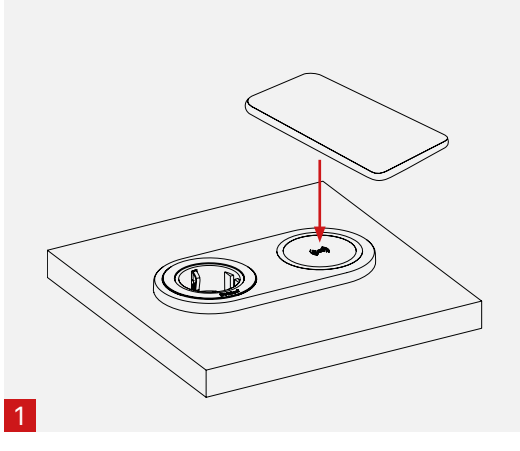

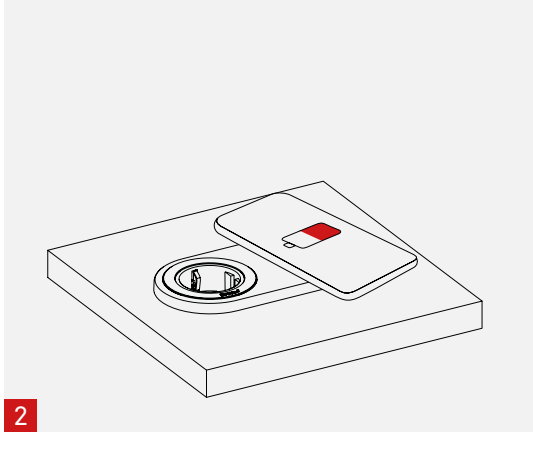

Technische Daten Wireless Charger | *Technical Data Wireless Charger* | Données techniques Chargeur

In: DC 5 V / 3 A
DC 9 V / 2 A
Out: max. 15 W

EVOline® One DisQ

Bedienungs- und Montageanleitung
Operating and assembly instructions
Instructions d'utilisation et d'installation

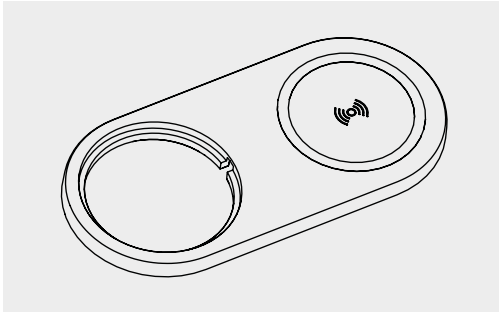

EVOline®

Schulte Elektrotechnik GmbH & Co. KG

Jüngerstraße 21
D-58515 Lüdenscheid
Telefon +49 23 51 / 94 81-0
Telefax +49 23 51 / 4 26 58
Email info@schulte.com

www.evoline.com

Stand 10/2023
Technische Änderungen vorbehalten

4040 2230 0000

schulte elektrotechnik invented and made by Schulte Elektrotechnik, Lüdenscheid, Germany

Lieferumfang | *Box Contents* | Contenu de la livraison

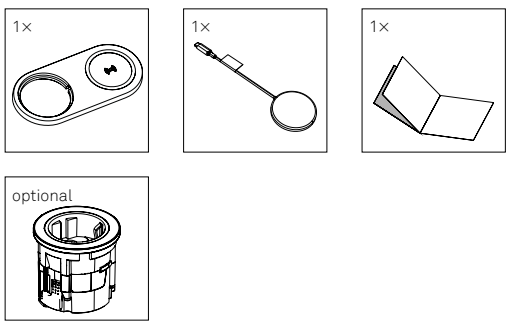

Zubehör | ***Accessories*** | **Accessoires**

EVOline® Lochsäge | Hole Saw | Scie-Cloche

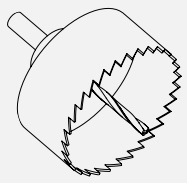

Bestellnummer | ***Order Number*** | **No. de commande**
1599 0911 3900 (Ø 54 mm)

EVOline® Netzteil | Power supply | Bloc d'alimentation

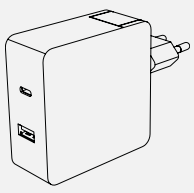

Bestellnummer | ***Order Number*** | **No. de commande**
6599 0913 0900 (20 Watt) / 6599 0912 3900 (65 Watt)

Die aktuellen Bedienungs- und Montageanleitungen finden Sie auf unserer Homepage www.evoline.com/service/downloads.

The current operating and installation instructions can be found on our homepage www.evoline.com/service/downloads.

Les instructions d'utilisation et d'installation sont disponibles sur notre page d'accueil www.evoline.com/service/downloads.