

Niche rear walls

Aluminium composite, acrylic glass

The creative kitchen scene has discovered free surfaces such as backsplash, wall cabinet subdivisions, partitions and dividers for decorative, customised niche rear walls integrated into the kitchen planning. Also in the context of renovations, old tiled surfaces can now show colour with strong motifs or reserved nuances.

PICit® acrylic glass niche rear walls set new highlights in high-quality niche design. They offer brilliant and true colour reproduction of your selected motifs. The light weight, the high break resistance and the individual processing on site, including drill holes and cut-outs, facilitate the planning, transport and installation of this brilliant kitchen highlight. They are precisely fitting, easy to install and durable.

We carry out the entire production to your specifications. Printed on high performance foil, equipped with UV-stable protective laminate, and applied to a sturdy aluminium composite plate, **we guarantee five years colourfastness.**

The imaginative designs of the **PICit®** range and tailored panels in glossy or matt single colours in the **BASICit®** palette magic an individual mood into any kitchen. With **MySCENEit®** we offer the opportunity to create and implement niche rear walls in the personal style of your customers.

PICit® niche rear walls

A fascinating selection of witty and graphically striking motifs in "kitchen art style" makes it easy for you in the consultation to inspire your customers who want to express their lifestyle through casual and creative vitality.

BASICit® niche rear walls

Nuanced colouring is effective everywhere where exclusivity is sought. With a trendy tailored selection of RAL colours available in glossy or matt finish, niche rear walls become harmonious eye-catchers. Naturally, you can also order your niche rear wall in your own preferred colour. In the **BASICit®** range, we offer all the available RAL CLASSIC colours for free selection.

Magnetic niche rear walls (aluminium composite only)


Optionally, all aluminium composite niche rear walls in 3.5 mm and 16 mm thickness can be equipped with a magnetic function. This allows your customers to use the niche rear wall as a sophisticated pin board.



Formats

- Standard format: the designs are formatted at a maximum height of 700 mm/length maximum 3050 mm
- Special formats on request
- Agreement of the image section is required
- **Minimum unit charged 1 m² per commission/order**

Material structure aluminium composite




Digital print including UV print protection laminate (wipe clean and splash proof). **Optionally with magnetic foil.**

3.5 mm: aluminium composite plate (heat proof), weight approx. 4 kg/m²

Naber DE 16 mm: 3.5 mm aluminium composite plate (heat proof) on 12.5 mm expanded plastic slab (flame-resistant), weight approx. 10.5 kg/m²

Material structure acrylic glass

Digital print including UV print protection laminate (wipe clean and splash proof).



3.5 mm: 2.5 mm acrylic glass, scratch-resistant coating (HC) (heat proof). Digital printing on the rear of UV pressure protection laminate 1 mm one-sided self-adhesive, full-surface cover, weight approx. 3.97 kg/m²

16 mm: 2.5 mm acrylic glass, scratch-resistant coating (HC) (heat proof). Digital printing on the rear of UV pressure protection laminate 13.5 mm expanded plastic slab (flame-resistant), weight approx. 8.88 kg/m²

Niche rear walls

Aluminium composite, acrylic glass



Installation instructions

- Aluminium composite: Mechanical processing with standard tools for wood and plastic processing.
- Acrylic glass: Mechanical processing with standard tools for wood and plastic processing. For mechanical processing, we recommend using cutting tools at a low speed
- The surface should be dry, dust and grease free before the rear wall is glued on.
- The rear wall can be mounted with standard mirror tape or silicone. Furthermore, we also recommend sealing the edges with silicone.
- **For installation behind hobs, please observe the required minimum distance of 50 mm according to the installation instructions. Furthermore, as additional protection in case of gas hobs, we recommend installing the "Spruzzo" glass splash guard (Catalogue 1 BASICS page 618/24 EN).**
- Cut-outs and corner joints can be performed on site by cutting to mitre.

Cleaning

- Do not clean with cleaning agents which contain solvent.
- Use soft cotton cloths and soapy water without additives.

Accessories for niche rear walls

Accessories such as wall connection profiles, splash protection etc. can be found in Catalogue 1 BASICS from page 617/24 EN.

Configurator

Online at naber.com in the menu option "Service" you will find our free niche rear wall configurator. Here you can edit all the catalogue motifs, as well as your own images and motifs. When using your own image motifs, however, for optimal image quality, a minimum resolution of 8 mega-pixels should be ensured. Your design can be optionally downloaded for free and entered into the planning software. In this way, the proportions are instantly recognisable and can easily be adjusted using the configurator. This helps you and us to optimally design the niche rear wall! If you have any questions, your personal REGIO-TEAM is happy to assist.

Your online advantage

If designed with our configurator, the layout fee does not apply – unless you are using your own images and motifs.

Layout package and notches

The layout package (order no. 8060001) is charged when catalogue motifs need to be mirrored or if part cut-outs need to be retouched, duplicated or supplemented by other motifs. Send us a picture for the **MySCENEit®** rear wall; to have the correction design completed by us, this fee is also charged. The layout package includes two proofs. Notches (order no. 8060002), for example, for extractor hoods, also incur additional fees.

Preparing images, texts and logos

The following image formats are processed: tiff, eps, jpg, pdf in the colour spaces CMYK or RGB. RGB data is converted to CMYK data for printing, which leads to visible colour variations in the respective image. For images up to print format A1 (594 x 841 mm), an image resolution of 300 dpi based on the final format is recommended. For larger final print formats 200 dpi is sufficient. If texts and logos are to be inserted into the design, vectorised data needs to be provided. Please embed fonts into paths in advance.

Organising data delivery

The data can be stored on CD, DVD, and on all popular memory cards and USB flash drives. Larger amounts of data can be conveniently forwarded to us via data upload using one of the many providers on the Internet. Your personal REGIO-TEAM is happy to assist.

Checking the quotation, layout and dimensions

After viewing the photo material, as the client you receive a detailed quotation that includes the cost of the layout package if required (separately charged). At the same time, as an attachment, you receive a non-colour-binding proof copy for checking the proportions and the dimensions. After careful checking of the quotation, please send us the binding order and print release. Alteration requests relating to dimensions, image sections and other design corrections are only possible within 24 hours of the order release. Any changes are calculated with the layout package 8060001.

The delivery time is approx. 4 weeks after order release.

Data delivered is subject to a layout package:

Order no.	Item/Description	per pc. excl. VAT
8060001	layout package	97.48 €
8060002	notch	97.48 €

Niche rear walls

MySCENEit®



MySCENEit®: Unique
with the customer's own motifs



Your customer wishes to express his own personal taste when designing a niche rear wall? Offer him all the possibilities to insert his favourite pictures with MySCENEit®. You contribute your expertise in the kitchen studio or directly on site and use the design functions of our free niche rear wall configurator.

With the configurator, it is quite simple to customise the individual motifs to the desired wall size, taking into account cut-outs and holes. In this way, a jointly developed design solution produces a rear wall with a very individual character. A unique item that gives every kitchen a distinctive flair!

We charge a layout fee (8060001) for the format and production-appropriate design implementation, data checking and a maximum of two proofs. Cutting and shaping work (e.g. for extractor hoods and sockets) are charged at an additional fee (8060002).

Prerequisites for the MySCENEit® decoration highlight with that personal touch:

- Accurate on-site measurement
- Maximum of 3 image files can be combined
- File formats: JPG, PDF, TIFF, PSD, PNG and EPS

Niche rear walls

PICit® and MySCENEit®

Information on design sections and bleeds

We demonstrate the differing representation of sections and bleeds on the basis of the motif PICit® 8 (birch forest). The sections shown here are for illustration purposes only and are merely layout examples.



Original motif:

Dimensions
3050 x 700 mm

If you require a format that remains on a scale of 1:4 to the original, the design is proportionally a whole.



In all the other formats, parts of the design are trimmed.



Example:

narrow format



Example:

low format




Example:

exhaust hood area

In case of special formats, an agreement on the image section is always required.

Niche rear walls


TOPit



Spazzolato

The characteristic appearance of the TOPit Spazzolato surfaces is created by a special process in which a surface polish is rolled into the cover sheet and then finished with clear varnish. This surface in brushed aluminium look lends exclusivity and a highly personal expression, making every kitchen niche more attractive.


Five colours support the convincing integration into a wide range of styles of discerning living kitchens.




Spazzolato rosé




Spazzolato gold coloured



Spazzolato stainless steel coloured



Spazzolato anthracite




Spazzolato copper coloured


Strutturato

A special paint system gives the TOPit Strutturato niche rear walls a tangibly structured surface that is highly resistant to dirt and staining. And which – depending on the incidence of light – appears to radiate from within. This makes Strutturato superbly well-suited for a representative but at the same time reserved interior design.

Strutturato is available in three unobtrusive, aesthetically neutral colour schemes.



Strutturato silver coloured



Strutturato black



Strutturato white

TOPit features:

Aluminium composite plate with high-quality surfaces

Effortless processing as with the PICit rear walls

Hard-wearing, lastingly beautiful appearance

A high-quality combination of striking elegance and excellent functionality

Manufactured according to high quality standards, free of any hazardous materials