

NABER-CONTURA® Sinks

Corno Turno & PickUP



Naber[®]
...inspires!



Sinks

Corno Turno 50/60

Urban-style kitchens are experiencing an innovation in sinks

PickUP

Fine ceramics when the highest quality is required

NABER-CONTURA® Sinks

Great looks meet functional sink design

The effective design of Naber's built-in sink innovations stands for superb flexibility in kitchens with a small footprint where space needs to be optimized.

On the one hand, Naber integrates a drain shelf into the basin of its new **PickUP** ceramic sink series, expanding the functionality of the sink. On the other hand, with its **Corno Turno** the kitchen accessories specialist offers a stainless steel sink combination for installation in front of a window, with a tap that can easily be retracted into the basin.

-  Effective design
-  High-quality materials
-  Extended functionality
-  Flexibility for kitchens of all sizes thanks to the optimal use of space

With its permanently integrated tap, the Corno Turno sink innovation stands at the centre of urban-style kitchens.



More information about Corno Turno Page 2

With increasing awareness of resource-saving water use, more focus is being placed on smart sink concepts such as the PickUP.



More information about PickUP Page 5



You can find more information about our innovative sink series on our website at www.naber.com/sinks

Corno Turno

Stepless swivelling

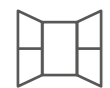
With the elegant **NABER-CONTURA® Corno Turno** for 500 mm and 600 mm wide base cabinets, the kitchen window can be planned and opened at countertop level. The flat edge and the dimensionally stable 1 mm stainless steel enable both surface and flush installation.

Design by
tbSTUDIO, Berlin

50/60

For 500 mm
and 600 mm
Base cabinets

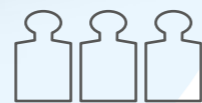
180°
Stepless
swivelling
tap



Perfectly suited for
installation in
front of a window



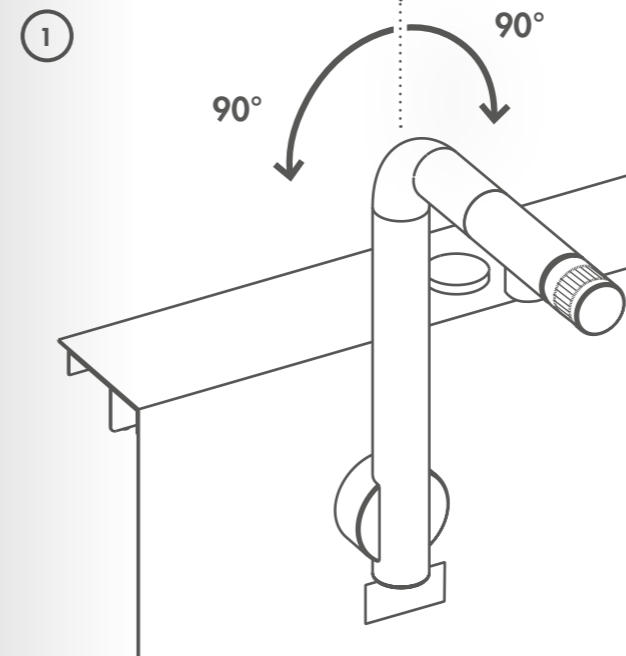
Suitable for built-in
and flush mounting



Dimensionally
stable stainless
steel

180° stepless flexibility

The tap outlet can be swivelled steplessly 90° to the left or right. The water flows vertically even when the tap is angled. The single-lever mixer at the outlet end of the tap ensures ergonomic operation.

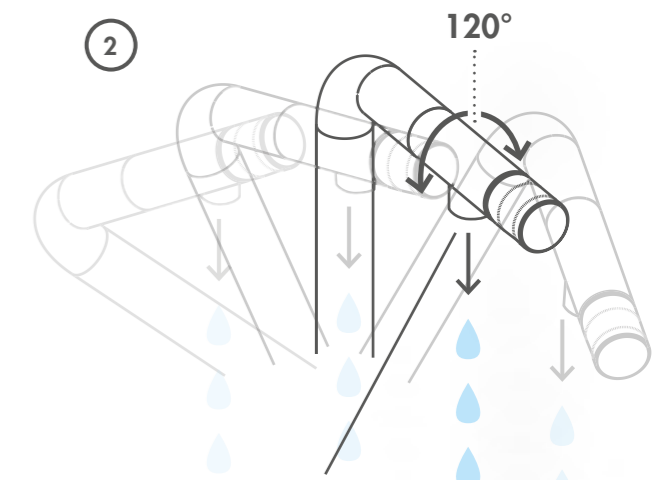


1. Tap

The tap, which can be swivelled steplessly through 180°, is intuitive and can be retracted into the basin on both sides with a handle, allowing countertop-level installation in front of a window.

2. Swivel outlet

The swivel outlet enables vertical water inlet in any position.



The laminar jet
regulator can be
rotated through
120°

Because the tap can swivel, the **NABER-CONTURA® Corno Turno** is ideally suited for installation in front of a window. Windows can be planned and opened easily at countertop level.



Additional valuable workspace can be created with the two-piece, optional cover that spans the entire sink. A cutout in the middle guarantees plenty of space for prep work and use of the tap. Concealing the sink and tap with a cutting board creates an open work surface—which is particularly practical in small kitchens.



Bamboo chopping board
Two-piece, covers the entire sink



Filo dish drainer
foldable mat. Consists of polished stainless steel, hollow rods and black silicone (food safe).

Available in 2 widths

- ↔ Corno Turno 50
- ↔ Corno Turno 60

PickUP

The ceramic sink series with an integrated second level

The new **PickUP** ceramic sink series is a winner in every respect. The high-quality porcelain stoneware is manufactured with painstaking craftsmanship. Every product is cast, polished, glazed, fired, ground and then carefully checked. This results in special resilience and the ability to withstand extreme requirements.



Low water consumption for washing hands



Integrated second level

Design by
Hans Winkler Design,
Grafenau

3

installation options



Robust and easy to care for



High-quality ceramics:
impact and scratch resistant,
heat and cold resistant

4

Lightfast colours

To ensure that demand and consumption actually match, Naber has developed the **PickUP** ceramic built-in sink with two levels. Dishes and cutlery can drain on the integrated shelf in the basin or cleaned vegetables and waste can be stored temporarily.

The **PickUP** series from the **NABER-CONTURA®** ceramic range is available in white, lava, slate and nero. The lightfast colours ensure the sinks have a long-lasting, appealing appearance. This model series is extremely robust and easy to care for thanks to the enormous impact, scratch and heat and cold resistance of this material made with the highest craftsmanship.

4 Colour variations




- 1. Two-level sink
- 2. **PickUP E**
- 3. Premium rotational excenter
- 4. Filo drain rack

3 Installation options

There are three possible installation options: surface-mounted, flush with the surface, and rimless undermounting.



PickUP E—drop-in installation
Sinks with a classic profiled outer edge for diverse daily use. Faster and easier installation in all types of countertops.



PickUP U—sub-structure mounting
Continuous closed work surfaces with classic sub-structure mounting sink emphasise the countertops and offer comfort without annoying edges.



PickUP F—flush mounting
Flush installation unites the sink and countertop in an elegant combination and offers maximum comfort.

Naber PickUP ceramic sinks can be integrated in all styles of kitchens and quickly become a valuable, practical and aesthetic attention-grabber.

Accessories



The choice of materials and colours is engagingly displayed in the PickUP sample book (Art.-Nr. 1090007).

Naber—solutions competence in a system

NABER-CONTURA® Corno Turno



Built-in sink. 3½" basket valve with push-button excenter fitting. With single-lever mixer integrated into the bowl wall, stainless steel coloured, swivel spout 180°, 120° rotating.


- Sink with flat edge, also suitable for flush mounting
- Bowl depth: 200 mm
- with integrated single-lever mixer, stainless steel finish, high pressure
- Infinitely 180° swivelling and positioning
- Vertical water outlet in every position of the faucet
- Ergonomic operation by single-lever mixer at the outlet end
- windows can be planned on worktop level and are simply opened

NABER-CONTURA® PickUP E/F/U



Built-in sink. Ceramic, single bowl with second level, reversible, 3½" basket valve with premium rotational excenter fitting, chromed, drill hole 1+2 drilled through.


- Three installation options
- High impact and scratch resistance
- Resistance to heat and cold
- Extremely robust and easy to care for



White Lava Slate Nero



Chopping board made of bamboo



Filo dish drainer



Cover cap, stainless steel, glossy




Cover cap, stainless steel, brushed



Cover cap, ceramic, fitting sink colour



Premium rotational excenter, chrome/stainless steel



Filo dish drainer



More innovative
sink designs:
naber.com/sinks



NABER-CONTURA® Sinks

Naber GmbH
Development · Production · Distribution

Enschedestraße 24
48529 Nordhorn
Germany

Phone +49 5921 704-0
Fax +49 5921 704-140

naber@naber.com
www.naber.com

01/2020 E

Naber—The original

Naber is a medium-sized family company with headquarters in Nordhorn. Kitchen professionals will find solutions for almost any planning and installation with Naber. The in-house development department regularly creates pioneering technical and design products that make kitchens all over the world a little bit better, more comfortable and more efficient.